

MyChart Portal Activation

Options for Login to MyChart

1. From the Baptist Health website <https://www.baptist-health.com/> select MyChart across the top menu.
2. Access directly from our Baptist Health MyChart website <https://mychart.baptist-health.org/MyChart/>

Already Have an Activation Code - Signup for MyChart

1. If your clinic or the hospital sent an activation code via text or email, select the link from text or email.
2. Create a username/password for personal use & verify identity with date of birth, as well as last 4 of SSN. Click submit to complete activation.

MyChart Signup

Username

Create Password

SHOW

Date of Birth

<input type="text"/>	/	<input type="text"/>	/	<input type="text"/>
mm		dd		yyy

Social Security Number (Last 4 Digits)

nnnn

I agree to the Terms and Conditions.

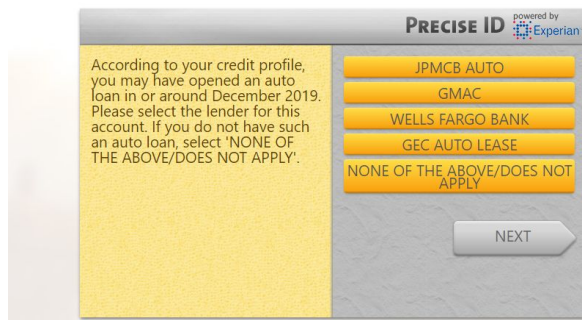
SUBMIT

Need an Activation Code – Self Signup

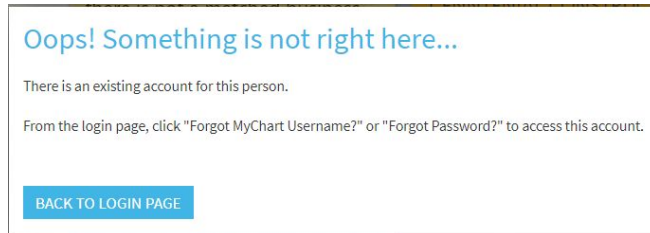
1. From the MyChart login screen select **Sign Up Now**.
2. On the right choose **Sign Up Online**.
3. Enter required information, complete reCAPTCHA to verify you are not a robot, then select Next.
 - a. The system will match the demographics entered with what we have on record.
 - b. Complete the additional verification questions from our third-party identity system.

[Answer Questions](#)

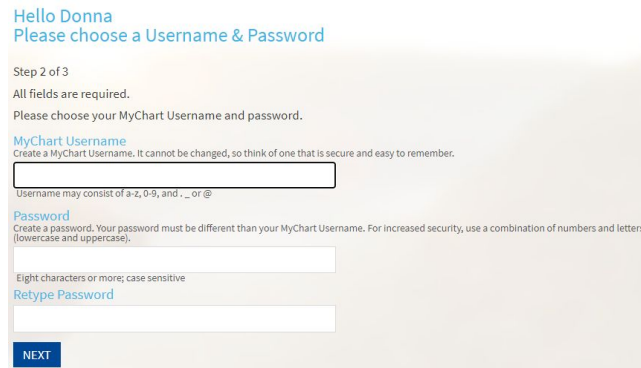
These questions are generated by a third-party system to verify your identity.



4. If a match is found to an existing MyChart account, it will prompt you to return to the login screen to login with existing username and password. Use **Forgot Username?** Or **Forgot Password?** to recover these if unable to remember.



5. If no match is found, the system will direct you to create a username and password to complete MyChart setup.





For additional assistance with activation contact our MyChart Support line at 1-501-227-8478 or 1-888-BAPTIST.